

Band Boosters Fair Share – Grocery Cards

Coordinator: Aashish Modi

Email: grocerycards@enloeband.org

Kroger Community Rewards

Under the Kroger Community Rewards Program:

- A Kroger customer associates their Kroger Plus Card to a non-profit organization every year.
- All purchases made at a Kroger store, pharmacy or a gas station are associated to their Kroger Plus Card at checkout.
- At the end of every quarter, Kroger issues a consolidated check to each registered non-profit organization based on the purchases its members made at Kroger during that quarter.
- This Program's Quarters end in November, February, May and August.

With this change, the non-profit organization, such as our Enloe Band Boosters relies on individual members to provide the Donation Amount Kroger posted on their Profile as proof of their Fair Share earnings.

Pre-requisites

Prerequisites: To signup for this program, you will need your Kroger Plus card#.

- If you don't have one, you may request one at the Customer Service desk at any Kroger store.
- Do you use your phone number at the register? Call 800-576-4377, select option 4 to get your Kroger Plus card number.

Registration

Go to krogercommunityrewards.com.

If you already HAVE a Kroger Rewards account online at krogercommunityrewards.com:

1. Click on the "Sign In" button to sign in using your e-mail address and password.
2. Go to your "Account Summary" page, and associate your (Kroger) "Plus Card", if not already added.


Proceed to step 4 below - Enrollment.

If you DON'T already have a Kroger Rewards account at krogercommunityrewards.com:

1. Click on the "Create an Account" button and setup your account. See sample "Create an Account" page below.

← → ↻ <https://www.kroger.com/account/create> ☆ 🔒 ☰

Apps Allscripts Add to Google Book... Health 01022014 EBB Imported Diigolet » Other bookmarks

 My Store: 6300 Creedmoor Rd Ste 150, Raleigh, NC | [Change Store](#) | [Find a Store](#)

What are you looking for today? 🔍 [Sign In](#) [Register](#)

▶ Departments ▶ Savings ▶ Order Online My Prescriptions ▶ Explore ▶ Community Shopping List

Create an Account

Sign In Information

* Email Address:

* Confirm Email Address:

* Password:

* Confirm Password:

Select your preferred store

* Your Location:
 [Find](#)

Select Store:

Email me! Yes, please send me exclusive promotions, savings, online coupons and the weekly ad.
Please Note: You'll still receive account-related emails, even if you don't check the email box above.

By creating an account, you agree to our [Terms and Conditions](#) and our [Privacy and Security](#) policies.

* Required Fields


[Create Account](#) [Cancel](#)

Feedback

2. Once your account is added successfully, the next page will prompt you for your Kroger Plus Card#. Provide that, and your last name, and click on the 'Save' button to proceed. See sample page below to "Add a Kroger Plus" card to your Account.

← → ↻ <https://www.kroger.com/account/addCard> ☆ 🔒 ☰

Apps Allscripts Add to Google Book... Health 01022014 EBB Imported Diigolet » Other bookmarks



My Store: 1273 Nw Maynard Rd, Cary, NC | [Change Store](#) | [Find a Store](#)

What are you looking for today? 🔍 [My Account](#) [Sign Out](#)

▶ Departments ▶ Savings ▶ Order Online My Prescriptions ▶ Explore ▶ Community Shopping List

Create an Account - Add Plus Card

✔ Your account for grocerycards@enloeband.org was successfully created. A confirmation email will be sent to your inbox within 24 hours.

Add a Kroger Plus Card to Your Account?

Do you already have a Plus Card or Alt ID? Register your Plus Card to take full advantage of your Kroger.com account. When you add you Plus Card to your account, you can access hundreds of digital coupons, track your savings and fuel points, and more!

Don't have a card? No problem! [Get a Digital Plus Card online today.](#)

* Plus Card-OR-Alt ID Number:

* Last Name:

[Save](#) [Skip this step](#)

Feedback

3. You will now be taken to the Account Summary page – see sample “Account Summary” page below.

The screenshot shows the Kroger website's account update page. The browser address bar displays <https://www.kroger.com/account/update>. The page features the Kroger logo, a search bar with the placeholder text "What are you looking for today?", and navigation links for "My Account" and "Sign Out". A navigation menu includes "Departments", "Savings", "Order Online", "My Prescriptions", "Explore", "Community", and "Shopping List".

The main content area is titled "Account Summary" and is divided into several sections:

- Account Settings:** Account Summary, Email Preferences, Security Questions.
- My Points:** Points Summary.
- My Coupons:** View All Coupons, My Coupon Preferences.
- My Weekly Ads:** Weekly Ads.
- My Prescriptions:** My Dashboard.

The "Account Information" section displays the email address "grocerycards@enloeband.org" and a masked current password "*****", with an "Edit" button below.

The "Plus Card" section contains a message: "There is no Plus Card linked to this account." and an "Add Card" button. Below this is a link: "Get a Digital Plus Card online today."

The "Preferred Store" section shows the address "1273 Nw Maynard Rd, Cary, NC 27513" and a "View Details >>" link, with an "Edit" button below.

The "Personal Information" section has a message: "Please add your contact information." and an "Edit" button below.

The "Community Rewards" section contains a message: "Earn money for your school or community organization when you use your Plus Card." and an "Enroll" button below.

A vertical "Feedback" button is located on the right side of the page.

Proceed to step 4 below – Enrollment.

4. **Enrollment:** In the "Community Rewards" section (towards the bottom of the "Account Summary" page), click on the "Enroll" button. In the search box, enter "Enloe Band Boosters" or "82113" (this is our Non-Profit Organization number), and click on the "Search" button. This will bring up the "Enloe Band Boosters" entry. Click on the circle to the left to select it, and click on the "Enroll" button.

My Store: 1273 Nw Maynard Rd, Cary, NC | [Change Store](#) | [Find a Store](#)

What are you looking for today?

[My Account](#) [Sign Out](#)

Departments Savings Order Online My Prescriptions Explore Community Shopping List

Account Settings
[Account Summary](#)
[Email Preferences](#)
[Security Questions](#)

My Points
[Points Summary](#)

My Coupons
[View All Coupons](#)
[My Coupon Preferences](#)

My Weekly Ads
[Weekly Ads](#)

My Prescriptions
[My Dashboard](#)

Find your Organization

Enter your organization's number or at least 3 letters of your organization's name and click 'Search'. 1. Type "Enloe Band Boosters" in the search box.

[View All Organizations](#) 2. Click on the "Search" button.

Select your Organization

View:

Organization Name	Address	Number
<input checked="" type="radio"/> Enloe Band Boosters	128 Clarendon Crescent, Raleigh NC, 27610	82113

3. Click on the 'circle' before 'Enloe Band Boosters'

Click 'Enroll' to complete your enrollment.

4. Click on the 'Enroll' button.

5. Once this is done, click on the "Account Summary" button towards the top-right corner. In the "Community Rewards" section (towards the bottom of the page), you will now see the Organization Name, Number and Enrollment Date. It is important you ensure you are registered with the Enloe Band Boosters to receive a Fair Share credit. See attached file "Kroger Community Rewards Registration 5.png" to view a sample.

Community Rewards

Organization Name:
Enloe Band Boosters

Organization Number:
82113

Enrollment Date:
11/09/2014

[Edit](#)

[Cancel Enrollment](#)

Once this is done, **you are now enrolled in the Kroger Community Rewards program through the Enloe Band Boosters!**

Band Booster Member's Ongoing Responsibilities To Earn Fair Share

1. To earn credit for your purchases, be sure to use your Kroger Plus card# at the time of checkout.
2. At the end of each quarter, e-mail the following details to grocerycards@enloeband.org:
 - a. Your student's name
 - b. A screenshot of your Account Summary Page with your Name, Email Address, Plus Card Number, Proof of Enrollment with Enloe Band Boosters and Quarterly Kroger Donation– see information highlighted in sample below.



My Store: 1273 Nw Maynard Rd, Cary, NC | [Change Store](#) | [Find a Store](#)

What are you looking for today?

Welcome back! [Sign Out](#)

[Departments](#) | [Savings](#) | [Order Online](#) | [My Prescriptions](#) | [Explore](#) | [Community](#)

[My Shopping List \(0\)](#)

- ▼ **Account Settings**
 - Account Summary
 - Email Preferences
 - Security Questions
- ▼ **My Points**
 - Points Summary
- ▼ **My Coupons**
 - View All Coupons
 - My Coupon Preferences
- ▼ **My Weekly Ads**
 - Weekly Ads
- ▼ **My Prescriptions**
 - My Dashboard
- ▼ **My Recipes**
 - View My Recipes

Account Summary

Account Information

Email Address:

Current Password:

[Edit](#)

Plus Card and Alt ID(s)

Plus Card Number:

Alt ID:

[Edit](#)

[Edit](#)

Preferred Store

1273 Nw Maynard Rd, Cary, NC 27513
[View Details >>](#)

[Edit](#)

Personal Information

Name:

Address:

Home Phone:

Mobile Phone:

Date of Birth:

[Edit](#)

Community Rewards

Organization Name:
Enloe Band Boosters

Organization Number:
82113

Enrollment Date:
09/03/2015

Last Quarter Kroger Donation:
\$

[Edit](#)

[Cancel Enrollment](#)

3. Re-enroll every year in September. Here's how:
 - a. During September of every year, towards the bottom of your Account Summary, you will see a message informing you that your enrollment has expired, along with a Re-Enroll button. See sample below.

Account Summary

Account Information

Email Address:

[Redacted]

Current Password:

Edit

Plus Card and Alt ID(s)

Plus Card Number:

[Redacted]

Alt ID:

[Redacted]

Edit

Edit

Preferred Store

1273 Nw Maynard Rd, Cary, NC 27513

[View Details >>](#)

Edit

Personal Information

Name:

[Redacted]

Address:

[Redacted]

Home Phone:

[Redacted]

Mobile Phone:


--

Date of Birth:

[Redacted]

Edit

Community Rewards

 Your enrollment in the Community Rewards program has expired. Please re-enroll today to continue earning money for your school or community organization every time you use your Plus Card.

Organization Name:

Enloe Band Boosters

Organization Number:

82113

Last Quarter Kroger Donation:

[Redacted]

Re-Enroll



- b. Clicking on the Re-Enroll button will prompt you to select the (Non-Profit) Organization you would like to earn the Fair Share for your purchases at Kroger. Type in "Enloe band" in the Search text box. This will display "Enloe Band Boosters". Click on the "circle" to the left of that entry, and click on the "Enroll" button.

The screenshot shows the Kroger website interface. At the top, there is a search bar with the text "What are you looking for today?". Below the search bar, there are navigation links: "Departments", "Savings", "Order Online", "My Prescriptions", "Explore", and "Community". On the right side, there is a "Welcome back!" message and a "Sign Out" link. Below the navigation, there is a "My Shopping List (0)" button. The main content area is titled "Find your Organization". It prompts the user to "Enter your organization's number or at least 3 letters of your organization's name and click 'Search'". The search box contains "enloe band" and the "Search" button is highlighted. Below the search box, there is a "View All Organizations" link. The "Select your Organization" section shows a table with the following data:

Organization Name	Address	Number
<input checked="" type="radio"/> Enloe Band Boosters	128 Clarendon Crescent, Raleigh NC, 27610	82113

Below the table, there is a message: "Click 'Enroll' to complete your enrollment." with an "Enroll" button and a "Cancel" button. The "Enroll" button is highlighted.

- c. Once done, you are now re-enrolled, and will get a confirmation message – see sample below.

The screenshot shows the Kroger website interface. At the top, there is a search bar with the text "What are you looking for today?". Below the search bar, there are navigation links: "Departments", "Savings", "Order Online", "My Prescriptions", "Explore", and "Community". On the right side, there is a "Welcome back!" message and a "Sign Out" link. Below the navigation, there is a "My Shopping List (0)" button. The main content area is titled "Account Summary". A green confirmation message is highlighted, stating: "Your enrollment in the Community Rewards Program has been updated. Thank you for participating!". Below the message, there is an "Account Information" section with the following fields:

- Email Address: [Redacted]
- Current Password: *****

Below the password field, there is an "Edit" button. Below the "Account Information" section, there is a "Plus Card and Alt ID(s)" section.